


Guided Wealth Portfolios

# INVESTMENT PROCESS

Guidance for investors







# THE GUIDED WEALTH PORTFOLIOS INVESTMENT PROCESS & PHILOSOPHY

**WITH GUIDED WEALTH PORTFOLIOS, WE AIM TO PROVIDE YOU A DIVERSIFIED PORTFOLIO THAT MATCHES YOUR RISK PREFERENCES AND HELPS YOU WORK TOWARD YOUR UNIQUE FINANCIAL GOALS.**

This is combined with daily account monitoring that auto-rebalances your account when necessary and identifies tax-saving opportunities to not only keep your portfolio in line with its goals, but potentially improve it for greater diversification and future growth.

With Guided Wealth Portfolios, you don't have to worry about managing or updating your portfolio, as we handle it for you. You get insight into what's happening in your portfolio through your online portal, and if you ever have any questions about your investment strategy, we're just a phone call away.

# CREATING THE RIGHT PORTFOLIO FOR YOU

All Guided Wealth Portfolios are made up of a mix of low-cost exchange-traded funds (ETFs). An ETF is a type of fund that owns groups of assets like stocks or bonds and is designed to provide portfolio returns in line with a particular index, such as the S&P 500. ETFs can provide you a diversified portfolio and are traded like stocks, making it easier to take advantage of market changes and potential tax-saving opportunities.

Your Guided Wealth Portfolio may contain up to 10 ETFs—six equity and four fixed income—each in line with a different index target and invested in U.S. or foreign stocks and bonds.

## Building the portfolios

LPL Research, my partner and portfolio manager, created the allocations for Guided Wealth Portfolios using the 10 primary ETFs. The team behind this work includes 50 research professionals, each with an average of 10 years of industry experience, who maintain more than 300 portfolios tailored to specific investment objectives.

The Guided Wealth Portfolios ETF allocations were constructed based on the team's market outlook for the next 12 to 18 months and are periodically reviewed to determine if shifting is necessary to ensure the allocations remain well diversified.

## Primary ETFs used in Guided Wealth Portfolios

	Asset class	Primary	Primary name
Equity	Domestic growth	SPYG	SPDR S&P 500 Growth ETF
	Domestic value	SPYV	SPDR S&P 500 Value ETF
	Domestic mid	VO	Vanguard Mid Cap
	Domestic small cap	VB	Vanguard Small Cap
	Developed total	IEFA	iShares Core MSCI EAFE ETF
	Emerging total	IEMG	iShares Core MSCI Emerging Markets ETF
Fixed income	Investment grade bonds	BND	Vanguard Total Bond Market Index ETF
	Corporate general bonds	VCIT	Vanguard Intermediate-Term Corp. Bond ETF
	TIPS	TIP	iShares Barclays TIPS Bond Fund
	High yield bonds	JNK	SPDR Barclays High Yield Bond

An investment in exchange-traded products (ETPs) involves risks such as market, nondiversification, price volatility, liquidity, competitive industry pressure, international political and economic developments, possible trading halts, and index tracking error.

Guided Wealth Portfolios' three step process will determine which portfolio is right for you based on your individual goals, investment timeline (if you have one in mind), and feelings about risk in your investments.



### 1 What's your goal?

You'll choose from three primary goal options:

- **Retirement:** You want to potentially grow your account for retirement.
- **Major purchase:** You want to save and invest for a home, car, vacation, etc.
- **General investing:** You don't have a specific goal in mind, but you want to start investing for the future.



### 2 What's your investment horizon?

If you want to invest for retirement or a major purchase, you'll be asked to indicate when you'd like to reach your goal. Your investment time frame will be the key factor in determining your initial portfolio allocations for your retirement or major purchase goal.



### 3 What's your risk tolerance?

Next, you'll answer a series of risk tolerance questions to help us understand your investment preferences. We'll seek to discover if you prefer:

- **Taking on more risk**, which means you'll receive more equity exposure in your portfolio.
- **Taking on less risk**, which means you'll receive more fixed income exposure in your portfolio.
- **A mixed approach**, which means you'll receive a balanced mix of equity and fixed income in your portfolio.

If you're investing for retirement or a major purchase, time will be the key determining factor in your portfolio allocation. Your risk tolerance will determine the "tilt" to your portfolio—whether you have more equity or more fixed income investments, or a balance of the two. On the other hand, if you're investing for general purposes, your risk tolerance will be the key determining factor in your portfolio allocation.

# YOUR PORTFOLIO ALLOCATION



## There are five primary investment objectives available through Guided Wealth Portfolios:

### **Income with Capital Preservation:**

Emphasis is placed on current income and preventing capital loss. This is considered the lowest-risk portfolio available and is generally for investors with the shortest time horizon.

**Income with Moderate Growth:** Emphasis is placed on current income with some focus on moderate capital growth.

**Growth with Income:** Emphasis is placed on modest capital growth. Certain assets are included to generate income and reduce overall volatility.

**Growth:** Emphasis is placed on achieving high long-term growth and capital appreciation. This is considered higher than average risk.

**Aggressive Growth:** Emphasis is placed on aggressive growth and maximum capital appreciation. This portfolio has a high level of risk and is for investors with a longer time horizon. This portfolio is considered to have the highest level of risk.

## **Retirement goal**

If you've decided to invest for retirement, you'll get a portfolio glidepath, which is essentially an investment roadmap that sets in place your portfolio allocation for today and for each year until retirement. The initial allocation is based primarily on your time until retirement, as, generally, the more time you have until your investment goal, the more aggressive your investments should be. As you get closer to your goal—in this case, retirement—your allocation will become more conservative.

However, your portfolio is also “tilted” slightly, based on your risk preferences. For example, if your answers to the risk tolerance questionnaire indicated you're more of a conservative investor, your glidepath would fall under the fixed income tilt, shown in the chart on the next page.

By combining your years to retirement (left column) and your risk tolerance (top row), you get your starting allocation. For example, if you have 20 years to retirement and prefer a more aggressive approach (equity tilt), you'd have a growth strategy, and your starting allocation would be 80%

equities / 17% fixed income / 3% cash. Your glidepath then gives you your allocation each year as you get closer to retirement. In this example, in the next year—year 19—your allocation would move to 77% equities / 20% fixed income / 3% cash.

It's important to know that more weight is given to your investment time frame than your risk preferences when you begin investing. For example, you could answer the risk tolerance questions conservatively, but start out with a more aggressive portfolio because you have a long time until retirement. As you get older, however, your risk tolerance will hold greater weight and your portfolio will shift toward a more conservative allocation.

As seen in the chart, your glidepath will fall into one of five investment objectives, which is the primary goal your portfolio is working toward. As you get closer to retirement, your investment objective may change, as you'll need to have a more conservative objective when you have less time to invest.

## Retirement glidepaths

- Income with Capital Preservation
- Income with Moderate Growth
- Growth with Income
- Growth
- Aggressive Growth

Years to retirement	Fixed income tilt			Balanced tilt			Equity tilt		
	Equity	Fixed	Cash	Equity	Fixed	Cash	Equity	Fixed	Cash
0 or neg.	20	70	10	30	65	5	40	55	5
1	20	71	9	30	65	5	40	55	5
2	22	69	9	32	63	5	42	53	5
3	22	70	8	32	63	5	42	53	5
4	24	68	8	34	61	5	44	51	5
5	24	69	7	34	63	3	44	53	3
6	26	68	6	36	61	3	46	51	3
7	26	69	5	36	61	3	46	51	3
8	28	67	5	38	59	3	48	49	3
9	28	68	4	38	59	3	48	49	3
10	30	67	3	40	57	3	50	47	3
11	33	64	3	43	54	3	53	44	3
12	36	61	3	46	51	3	56	41	3
13	39	58	3	49	48	3	59	38	3
14	42	55	3	52	45	3	62	35	3
15	45	52	3	55	42	3	65	32	3
16	48	49	3	58	39	3	68	29	3
17	51	46	3	61	36	3	71	26	3
18	54	43	3	64	33	3	74	23	3
19	57	40	3	67	30	3	77	20	3
20	60	37	3	70	27	3	80	17	3
21	63	34	3	73	24	3	83	14	3
22	66	31	3	76	21	3	86	11	3
23	69	28	3	79	18	3	89	8	3
24	72	25	3	82	15	3	91	6	3
25	75	22	3	85	12	3	93	4	3
26	78	19	3	88	9	3	95	2	3
27	81	16	3	91	6	3	97	0	3
28	84	13	3	93	4	3	97	0	3
29	87	10	3	95	0	5	97	0	3
30	90	7	3	95	0	5	97	0	3
31	93	4	3	95	0	5	97	0	3
32	95	0	5	97	0	3	97	0	3
33+	95	0	5	97	0	3	97	0	3

There is no guarantee that the Guided Wealth Portfolios portfolios will achieve their stated investment objectives.

# YOUR PORTFOLIO ALLOCATION

## Major purchase goal

As with the retirement goal, if you've decided to invest for a major purchase, you'll get a portfolio glidepath, which is essentially an investment roadmap that sets in place your portfolio allocation for today through your goal. The initial allocation is based primarily on the time until your goal, as, generally, the more time you have until your investment goal, the more aggressive your investments should be. As you get closer to your goal, your allocation will become more conservative.

However, your portfolio is also "tilted" slightly, based on your risk preferences. For example, if your answers to the risk tolerance questionnaire indicated you're a moderate investor, your glidepath would fall under balanced tilt, shown in the following chart.

The starting allocation is determined by combining your years to goal (left column) and risk tolerance tilt (top row).

For example, if you have five years until your goal and prefer a more aggressive approach (equity tilt), you would have a growth with income strategy, and the starting allocation would be 65% equities / 33% fixed income / 2% cash.

The account allocation adjusts as the account moves along the glidepath and you get closer to your goal. In this example, your target allocation would change when you have less than four years to your goal and move to 40% equities / 58% fixed income / 2% cash.

As seen in the chart, your glidepath will fall into one of five investment objectives, which is the primary goal your portfolio is working toward. As you get closer to your goal, your investment objective may change, as you'll need to have a more conservative objective when you have less time to invest.



## Major purchase glidepaths

- Income with Capital Preservation
- Growth
- Income with Moderate Growth
- Aggressive Growth
- Growth with Income

Years to goal	Fixed income tilt			Balanced tilt			Equity tilt		
	Equity	Fixed	Cash	Equity	Fixed	Cash	Equity	Fixed	Cash
Less than 1 year	0	20	80	0	30	70	0	40	60
1-2 years	20	50	30	25	55	20	25	65	10
2-4 years	35	63	2	40	58	2	40	58	2
4-8 years	55	43	2	60	38	2	65	33	2
8+ years	80	18	2	90	8	2	98	0	2

# YOUR PORTFOLIO ALLOCATION

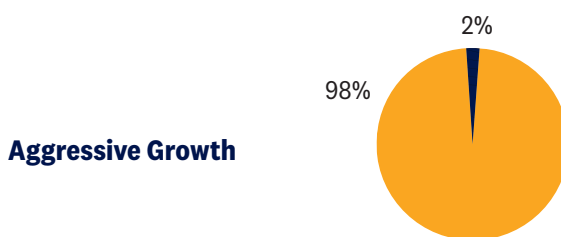
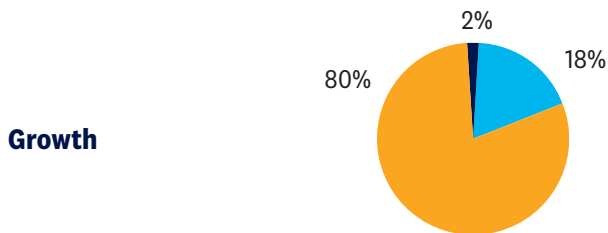
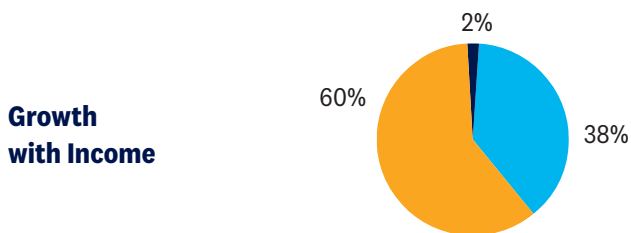
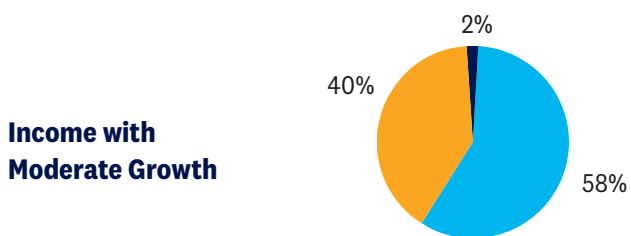
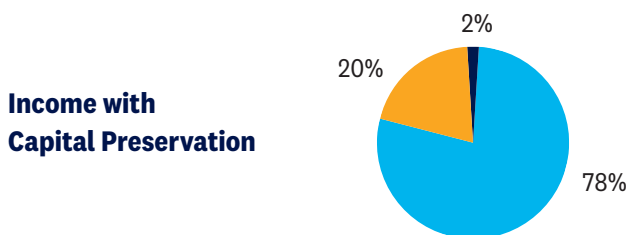
## General investing goal

If you want to invest for general purposes, you'll receive a portfolio allocation based on your risk preferences. Unlike the other two Guided Wealth Portfolios goals, the general investing goal isn't tied to a specific timeline, so you receive a static allocation that remains unchanged throughout the life of your investment (unless rebalancing is needed or your risk tolerance changes).

You'll be assigned to one of the five Guided Wealth Portfolios investment objectives based on how you answered the risk tolerance questionnaire. Each of these investment objectives corresponds to a portfolio. The breakdown of the portfolios is shown on the right.

## General investing allocations

Equity Fixed income Cash





### **Guided Wealth Portfolios fees and costs**

Your financial advisor has established what he or she believes to be an appropriate management fee, which you're charged based on your assets under management (including cash holdings). There is also a program fee of 0.35% of assets under management, which is paid to LPL. The management and program fees are billed in quarterly installments and deducted from each of your eligible accounts. Certain other fees may apply pursuant to the terms of your Account Agreement, including, but not limited to, underlying fund expense ratios and a quarterly small account fee for each account under \$10,000.



### **Enhanced investment strategies**

To keep your portfolio lined up with your investment objective and help you save money where possible, Guided Wealth Portfolios employs a series of enhanced strategies.



### **Rebalancing**

While your portfolio may change allocations each year as you approach retirement, it might also need to be rebalanced more regularly as a result of market movements. Every day, Guided Wealth Portfolios looks at your account to determine if the markets caused your portfolio to drift too far from its intended allocation. Guided Wealth Portfolios will buy or sell investments if necessary to keep your portfolio in line with your goals.



### **Tax-saving strategies**

Guided Wealth Portfolios also analyzes your account daily to look for tax-loss harvesting opportunities to help you potentially save on taxes. This means Guided Wealth Portfolios may sell a security that has experienced a loss to offset taxes you could incur on gains or income from other securities in your portfolio. In some instances, this tax-saving strategy is available only to investors with large account sizes and may only be provided once a year. But with Guided Wealth Portfolios, it's available for all taxable accounts, regardless of account size, and is provided on an ongoing basis, whenever your account needs it.

The tax-loss harvesting and other tax strategies discussed should not be interpreted as tax advice and there is no representation that such strategies will result in any particular tax consequence. Clients should consult with their personal tax advisors regarding the tax consequences of investing.

Guided Wealth Portfolios (GWP) is a centrally managed, algorithm-based investment program sponsored by LPL Financial LLC (LPL). Guided Wealth Portfolios uses proprietary, automated computer algorithms of FutureAdvisor to generate investment recommendations based upon model portfolios constructed by LPL. FutureAdvisor and LPL are non-affiliated entities. If you are receiving advisory services in Guided Wealth Portfolios from a separately registered investment advisor firm other than LPL or FutureAdvisor, LPL and FutureAdvisor are not affiliates of such advisor. Both LPL and FutureAdvisor are investment advisors registered with the U.S. Securities and Exchange Commission, and LPL is also a member of FINRA/SIPC.

All investing involves risk including loss of principal. No strategy assures success or protects against loss. There is no guarantee that a diversified portfolio will enhance overall returns or outperform a nondiversified portfolio. Diversification does not protect against market risk.

**🔗 Get started with Guided Wealth Portfolios**

Guided Wealth Portfolios provides sophisticated investment strategies along with access to me, your personal advisor, and 24/7 online access to your portfolio for greater transparency. To get started, go to my personal Guided Wealth Portfolios portal and enter your email address and a password of your choice. From there, we'll begin creating your portfolio!

This research material has been prepared by LPL Financial.

**Securities and advisory services offered through LPL Financial (LPL), a registered investment advisor and broker-dealer (member FINRA/SIPC).**

Insurance products are offered through LPL or its licensed affiliates. To the extent you are receiving investment advice from a separately registered independent investment advisor that is not an LPL Financial affiliate, please note LPL Financial makes no representation with respect to such entity.

<b>Not Insured by FDIC/NCUA or Any Other Government Agency</b>	<b>Not Bank/Credit Union Guaranteed</b>
<b>Not Bank/Credit Union Deposits or Obligations</b>	<b>May Lose Value</b>